



# LONGINES GLOBAL CHAMPIONS TOUR

## CURRENT OVERALL STANDINGS 2018

After leg 2 in Miami Beach (USA)

MEXICO CITY	MIAMI BEACH	SHANGHAI	MADRID	HAMBURG	ST. TROPEZ	CANNES	CASCAIS, ESTORIL	MONACO	PARIS	CHANTILLY	BERLIN	LONDON	VALKENSWAARD	ROME	DOHA
MEX	USA	CHN	ESP	GER	FRA	FRA	POR	MON	FRA	FRA	GER	GBR	NED	ITA	QAT

Rk	Rider	Nation	Total	1	2	3	4	5	6	7	8	9	10	11	12	13	14	15	16
1	Scott BRASH	GBR	67	40	27	-	-	-	-	-	-	-	-	-	-	-	-	-	-
2	Pieter DEVOS	BEL	60	27	33	-	-	-	-	-	-	-	-	-	-	-	-	-	-
3	Edwina TOPS-ALEXANDER	AUS	54	14	40	-	-	-	-	-	-	-	-	-	-	-	-	-	-
4	Gerco SCHRÖDER	NED	51	31	20	-	-	-	-	-	-	-	-	-	-	-	-	-	-
5	Bertram ALLEN	IRL	48	18	30	-	-	-	-	-	-	-	-	-	-	-	-	-	-
6	Leopold VAN ASTEN	NED	47	28	19	-	-	-	-	-	-	-	-	-	-	-	-	-	-
7	Jerome GUERY	BEL	42	29	13	-	-	-	-	-	-	-	-	-	-	-	-	-	-
8	Marcus EHNING	GER	42	26	16	-	-	-	-	-	-	-	-	-	-	-	-	-	-
9	Christian KUKUK	GER	41	20	21	-	-	-	-	-	-	-	-	-	-	-	-	-	-
10	Bassem MOHAMMED	QAT	37	0	37	-	-	-	-	-	-	-	-	-	-	-	-	-	-
10	Daniel DEUSSER	GER	37	37	-	-	-	-	-	-	-	-	-	-	-	-	-	-	-
12	Alberto ZORZI	ITA	35	35	0	-	-	-	-	-	-	-	-	-	-	-	-	-	-
12	Darragh KENNY	IRL	35	-	35	-	-	-	-	-	-	-	-	-	-	-	-	-	-
14	Eric LAMAZE	CAN	33	33	0	-	-	-	-	-	-	-	-	-	-	-	-	-	-
15	Eduardo ALVAREZ AZNAR	ESP	32	0	32	-	-	-	-	-	-	-	-	-	-	-	-	-	-
15	Nicolas PIZARRO	MEX	32	32	-	-	-	-	-	-	-	-	-	-	-	-	-	-	-
17	Gregory WATHELET	BEL	31	-	31	-	-	-	-	-	-	-	-	-	-	-	-	-	-
18	Paola AMILIBIA	ESP	30	30	-	-	-	-	-	-	-	-	-	-	-	-	-	-	-
19	Georgina BLOOMBERG	USA	29	-	29	-	-	-	-	-	-	-	-	-	-	-	-	-	-
20	Shane SWEETNAM	IRL	29	17	12	-	-	-	-	-	-	-	-	-	-	-	-	-	-
21	Evelina TOVEK	SWE	28	-	28	-	-	-	-	-	-	-	-	-	-	-	-	-	-
22	Ben MAHER	GBR	26	-	26	-	-	-	-	-	-	-	-	-	-	-	-	-	-
23	Andres AZCARRAGA	MEX	25	25	-	-	-	-	-	-	-	-	-	-	-	-	-	-	-
23	Ben ASSELIN	CAN	25	-	25	-	-	-	-	-	-	-	-	-	-	-	-	-	-
25	Jessica SPRINGSTEEN	USA	24	-	24	-	-	-	-	-	-	-	-	-	-	-	-	-	-
25	Julien EPAILLARD	FRA	24	24	-	-	-	-	-	-	-	-	-	-	-	-	-	-	-
27	Nicola PHILIPPAERTS	BEL	23	23	-	-	-	-	-	-	-	-	-	-	-	-	-	-	-
27	Shane BREEN	IRL	23	-	23	-	-	-	-	-	-	-	-	-	-	-	-	-	-
29	Laura KRAUT	USA	22	-	22	-	-	-	-	-	-	-	-	-	-	-	-	-	-
29	Maikel VAN DER VLEUTEN	NED	22	22	-	-	-	-	-	-	-	-	-	-	-	-	-	-	-

8 best results to count - scale of points: 40-37-35-33-32-31-30-29-28-27-26-25-24-23 and so on.  
Points won by athletes who are tied are added and divided equally.

printed: 07.04.18 18:59:49  
page 1 of 2





















# LONGINES GLOBAL CHAMPIONS TOUR

## CURRENT OVERALL STANDINGS 2018

After leg 2 in Miami Beach (USA)

				MEXICO CITY	MIAMI BEACH	SHANGHAI	MADRID	HAMBURG	ST. TROPEZ	CANNES	CASCAIS, ESTORIL	MONACO	PARIS	CHANTILLY	BERLIN	LONDON	VALKENSWAARD	ROME	DOHA
																			
Rk	Rider	Nation	Total	1	2	3	4	5	6	7	8	9	10	11	12	13	14	15	16
31	Jos VERLOOY	BEL	21	21	0	-	-	-	-	-	-	-	-	-	-	-	-	-	-
32	Denis LYNCH	IRL	20	20	-	-	-	-	-	-	-	-	-	-	-	-	-	-	-
33	Jane RICHARD PHILIPS	SUI	18	-	18	-	-	-	-	-	-	-	-	-	-	-	-	-	-
34	Abdel SAID	EGY	17	-	17	-	-	-	-	-	-	-	-	-	-	-	-	-	-
35	Carlos Enrique LOPEZ LIZARAZO	COL	16	16	-	-	-	-	-	-	-	-	-	-	-	-	-	-	-
36	Andrew KOCHER	USA	15	-	15	-	-	-	-	-	-	-	-	-	-	-	-	-	-
36	Piergiorgio BUCCI	ITA	15	15	-	-	-	-	-	-	-	-	-	-	-	-	-	-	-
38	Sergio ALVAREZ MOYA	ESP	14	0	14	-	-	-	-	-	-	-	-	-	-	-	-	-	-
39	Anna KELLNEROVA	CZE	13	13	0	-	-	-	-	-	-	-	-	-	-	-	-	-	-
40	Philipp WEISHAAPT	GER	12	12	0	-	-	-	-	-	-	-	-	-	-	-	-	-	-
41	Athina ONASSIS	GRE	0	-	0	-	-	-	-	-	-	-	-	-	-	-	-	-	-
41	Daniel BLUMAN	ISR	0	-	0	-	-	-	-	-	-	-	-	-	-	-	-	-	-
41	David WILL	GER	0	0	-	-	-	-	-	-	-	-	-	-	-	-	-	-	-
41	Lorenzo DE LUCA	ITA	0	0	-	-	-	-	-	-	-	-	-	-	-	-	-	-	-
41	Michael DUFFY	IRL	0	0	0	-	-	-	-	-	-	-	-	-	-	-	-	-	-
41	Olivier PHILIPPAERTS	BEL	0	-	0	-	-	-	-	-	-	-	-	-	-	-	-	-	-
41	Pius SCHWIZER	SUI	0	0	-	-	-	-	-	-	-	-	-	-	-	-	-	-	-
41	Rene LOPEZ	COL	0	-	0	-	-	-	-	-	-	-	-	-	-	-	-	-	-
41	Steve GUERDAT	SUI	0	0	-	-	-	-	-	-	-	-	-	-	-	-	-	-	-
				1	2	3	4	5	6	7	8	9	10	11	12	13	14	15	16

8 best results to count - scale of points: 40-37-35-33-32-31-30-29-28-27-26-25-24-23 and so on.  
Points won by athletes who are tied are added and divided equally.

printed: 07.04.18 18:59:49  
page 2 of 2

