

Result DRESSAGE + MARATHON

1H M FEI Horse Single Marathon

Rk	CNo	Driver	Nation	Dressage		Marathon				D + M			
				Pts	Rank	B	Obst	Total	Rank	Pts	Rank		
1	44	Suzy Stafford	Wilmington, DE	USA		45.84	1	0.00	93.31	93.31	2	139.15	1
2	41	Taylor Bradish	Windsor, SC	USA		53.51	5	0.00	91.12	91.12	1	144.63	2
3	37	Jennifer Thompson	Lodi, WI	USA		48.79	2	0.00	97.43	97.43	3	146.22	3
4	46	Gabriele Grasso	Catania, Italy	ITA		49.79	3	0.00	97.81	97.81	4	147.60	4
5	39	Carrie Ostrowski	Paris, KY	USA		56.63	7	0.00	100.87	100.87	5	157.50	5
6	47	Catherine Levasseur	St Sofie, QC	CAN		66.49	9	0.00	103.25	103.25	6	169.74	6
7	45	Raymond Helmuth	Cambridge, IA	USA		67.90	10	0.00	114.83	114.83	7	182.73	7
8	42	Paula Hagen	Enumclaw, WA	USA		64.60	8	0.00	133.59	133.59	8	198.19	8
9	36	Tasha Wilkie	Paso Robles, CA	USA		56.57	6	8.25	142.91	151.16	9	207.73	9
10	40	Margaret Ross	Hopkins, SC	USA		101.77	11	0.00	EL	-	10	-	10
11	43	Janelle Marshall	Williston, SC	AUS		52.97	4	0.00	RT	-	11	-	11

1P M FEI Pony Single Marathon

Rk	CNo	Driver	Nation	Dressage		Marathon				D + M			
				Pts	Rank	B	Obst	Total	Rank	Pts	Rank		
1	31	Jennifer Keeler	Paris, KY	USA		50.61	1	0.00	91.40	91.40	1	142.01	1
2	30	Rebecca Gutierrez	Windsor, SC	USA		56.40	2	0.00	95.31	95.31	2	151.71	2
3	27	Anna Koopman	Middleburg, VA	USA		78.17	5	0.00	102.54	102.54	3	180.71	3
4	26	Hilary Mroz-Blythe	Leverett, MA	USA		67.31	3	0.00	128.23	128.23	5	195.54	4
5	28	Carina Crawford	Windsor, SC	CAN		70.97	4	0.00	125.13	125.13	4	196.10	5

2H M FEI Horse Pair Marathon

Rk	CNo	Driver	Nation	Dressage		Marathon				D + M			
				Pts	Rank	B	Obst	Total	Rank	Pts	Rank		
1	49	Jacob Arnold	Louisville, KY	USA		44.72	1	0.00	102.90	102.90	1	147.62	1
2	50	Robert Burrows	Windsor, SC	USA		62.03	2	0.00	153.20	153.20	2	215.23	2

2P M FEI Pony Pair Marathon

Rk	CNo	Driver	Nation	Dressage		B	Marathon			D + M			
				Pts	Rank		Obst	Total	Rank	Pts	Rank		
1	34	Katie Whaley	Paris, KY	USA		56.30	1	0.00	96.70	96.70	1	153.00	1
2	35	Mary Phelps	Columbia, KY	USA		62.63	2	0.00	107.57	107.57	2	170.20	2
3	33	Eleanor Parkes	Nashville, TN	USA		63.96	3	0.00	122.86	122.86	3	186.82	3

4H M FEI Horse Team Marathon

Rk	CNo	Driver	Nation	Dressage		B	Marathon			D + M			
				Pts	Rank		Obst	Total	Rank	Pts	Rank		
1	52	Chester Weber	Ocala, FL	USA		35.92	1	0.00	113.39	113.39	1	149.31	1
2	51	Gerben Steenbeek	St. Marys, ON	CAN		66.96	3	0.00	144.11	144.11	2	211.07	2
3	53	Paul Maye	Fairfield, VA	USA		60.50	2	0.00	155.90	155.90	3	216.40	3
4	54	Darryl Billing	Lady Lake, FL	CAN		67.83	4	10.00	216.68	226.68	4	294.51	4

A1H M Advanced Horse Single Marathon


Rk	CNo	Driver	Nation	Dressage		B	Marathon			D + M			
				Pts	Rank		Obst	Total	Rank	Pts	Rank		
1	48	Louise Fox	Haughton, LA	USA		66.84	1	0.00	138.52	138.52	1	205.36	1

I1H M Intermediate Horse Single Marathon


Rk	CNo	Driver	Nation	Dressage		B	Marathon			D + M			
				Pts	Rank		Obst	Total	Rank	Pts	Rank		
1	20	Carole Precious	Puslinch, ON	CAN		52.28	1	0.00	100.56	100.56	3	152.84	1
2	18	Susan Osborne	Charlevoix, MI	USA		63.37	6	0.00	97.74	97.74	2	161.11	2
3	13	Robert Koopman	Northbridge, MA	USA		65.44	8	0.00	95.94	95.94	1	161.38	3
4	12	Ellen Epstein	Ocala, FL	USA		61.02	3	0.00	107.80	107.80	5	168.82	4
5	16	Dan Mazar	Weirsdale, FL	USA		61.30	4	0.00	108.25	108.25	6	169.55	5
6	17	Susan Van Huis	Morrison, FL	USA		65.25	7	0.00	104.66	104.66	4	169.91	6
7	19	Captain Lisa Dixon	Williston, FL	USA		61.58	5	0.00	110.13	110.13	7	171.71	7
8	15	Sigrid Edwards	Riverview, FL	USA		58.76	2	0.00	114.49	114.49	8	173.25	8

I1HC M Intermediate Horse Single - HC Marathon




Rk	CNo	Driver	Nation	Dressage		B	Marathon			D + M	
				Pts	Rank		Obst	Total	Rank	Pts	Rank
1	14	Bill Allen	Windsor, SC USA 	66.00	1	0.00	102.35	102.35	1	168.35	1


I1HP M Intermediate Horse Single Para Marathon

Rk	CNo	Driver	Nation	Dressage		B	Marathon			D + M	
				Pts	Rank		Obst	Total	Rank	Pts	Rank
1	21	Chris Carswell	Brunswick, GA USA 	55.17	1	0.00	73.86	73.86	1	129.03	1




I1P M Intermediate Pony Single Marathon

Rk	CNo	Driver	Nation	Dressage		B	Marathon			D + M	
				Pts	Rank		Obst	Total	Rank	Pts	Rank
1	7	Janelle Marshall	Williston, SC AUS 	55.38	3	0.00	85.46	85.46	1	140.84	1
2	3	Kristin Whittington	Edinburgh, IN USA 	54.53	1	0.00	91.96	91.96	3	146.49	2
3	1	Deborah Lawrence	Shelbyville, KY USA 	54.72	2	0.00	92.02	92.02	4	146.74	3
4	5	Riley Wiltison	Oakland, MD USA 	61.21	6	0.00	90.95	90.95	2	152.16	4
5	6	Raymond Helmuth	Cambridge, IA USA 	58.95	5	0.00	93.24	93.24	5	152.19	5
6	2	Jada Neubauer	Ames, IA USA 	58.67	4	0.00	96.24	96.24	7	154.91	6
7	4	Phillip Odden	Barronett, WI USA 	64.31	7	0.25	94.23	94.48	6	158.79	7

I2H M Intermediate Horse Pair Marathon

Rk	CNo	Driver	Nation	Dressage		B	Marathon			D + M	
				Pts	Rank		Obst	Total	Rank	Pts	Rank
1	23	Thomas Warriner	Weirsdale, FL USA 	55.85	1	0.00	EL	-	1	-	1

I2P M Intermediate Pony Pair Marathon

Rk	CNo	Driver	Nation	Dressage		B	Marathon			D + M	
				Pts	Rank		Obst	Total	Rank	Pts	Rank
1	9	Boots Wright	Ocala, FL USA 	51.81	1	0.00	98.33	98.33	1	150.14	1
2	8	Roberta Greeno	Ocala, FL USA 	63.09	2	0.00	117.27	117.27	2	180.36	2
3	10	Jane Hostetter	Wagener, SC USA 	66.19	3	0.00	RT	-	3	-	3


I4H M Intermediate Horse Team Marathon

Rk	CNo	Driver	Nation	Dressage		B	Marathon			D + M	
				Pts	Rank		Obst	Total	Rank	Pts	Rank



1	25	Jean Thornton	----	USA		75.02	1	0.00	187.98	187.98	1	263.00	1
---	----	---------------	------	-----	----------------------------------------------------------------------------------	-------	---	------	--------	--------	---	--------	---

I4P M Intermediate Pony Team Marathon

Rk	CNo	Driver	Nation	Dressage		Marathon				D + M			
				Pts	Rank	B	Obst	Total	Rank	Pts	Rank		
1	11	Louise Blankinship	Live Oak, FL	USA		74.93	1	0.00	130.23	130.23	1	205.16	1

Signature President of the Jury: _____
Miguel Gutierrez Camarillo (ESP)

