



Result MARATHON

1H M FEI Horse Single Marathon													
Rank	CNo	Driver	Nation	B	1	2	3	4	5	6	7	1-7	Total
1	41	Taylor Bradish	USA	0.00	50.78 (1)	59.59 (2)	55.59 (4)	46.17 (1)	49.80 (1)	53.95 (1)	48.59 (1)	6:04.47 91.12	91.12
2	44	Suzy Stafford	USA	0.00	51.75 (2)	59.59 (2)	52.14 (2)	47.05 (2)	52.25 (2)	54.17 (2)	56.28 (5)	6:13.23 93.31	93.31
3	37	Jennifer Thompson	USA	0.00	56.59 (4)	1:04.77 (6)	51.88 (1)	48.02 (3)	54.69 (3)	59.33 (4)	54.42 (3)	6:29.70 97.43	97.43
4	46	Gabriele Grasso	ITA	0.00	59.69 (6)	59.39 (1)	52.59 (3)	53.77 (6)	55.78 (4)	56.03 (3)	53.97 (2)	6:31.22 97.81	97.81
5	39	Carrie Ostrowski	USA	0.00	1:02.25 (7)	1:00.66 (4)	56.53 (5)	52.22 (5)	55.97 (5)	1:00.78 (5)	55.05 (4)	6:43.46 100.87	100.87
6	47	Catherine Levasseur	CAN	0.00	53.66 (3)	1:06.39 (7)	56.83 (6)	51.56 (4)	56.47 (6)	1:04.30 (6)	1:03.80 (6)	6:53.01 103.25	103.25
7	45	Raymond Helmuth	USA	0.00	1:05.95 (8)	1:13.83 (9)	1:00.17 (7)	56.50 (8)	1:05.94 (7)	1:08.52 (7)	1:08.41 (8)	7:39.32 114.83	114.83
8	42	Paula Hagen	USA	0.00	58.00 (5)	1:04.38 (5)	1:01.45 (8)	53.75 (6)	1:14.50 20 (9)	1:15.31 (8)	1:06.97 (7)	7:34.36 133.59	133.59
9	36	Tasha Wilkie	USA	8.25	1:19.95 (10)	1:26.77 (10)	1:27.14 (10)	1:11.50 (9)	1:19.00 (8)	1:28.94 (9)	1:18.33 (9)	9:31.63 142.91	151.16
10	40	Margaret Ross	USA	0.00	3:53.97 55 (11)	3:00.84 (11)	EL						EL
11	43	Janelle Marshall	AUS	0.00	1:09.28 (9)	1:11.08 (8)	1:15.92 (9)	RT					RT




1P M FEI Pony Single Marathon													
Rank	CNo	Driver	Nation	B	1	2	3	4	5	6	7	1-7	Total
1	31	Jennifer Keeler	USA	0.00	52.50 (1)	59.86 (2)	52.84 (2)	45.45 (1)	52.13 (1)	54.42 (2)	48.38 (1)	6:05.58 91.40	91.40
2	30	Rebecca Gutierrez	USA	0.00	54.92 (2)	59.42 (1)	52.80 (1)	48.44 (2)	55.28 (2)	58.05 (3)	52.34 (2)	6:21.25 95.31	95.31
3	27	Anna Koopman	USA	0.00	1:02.30 (3)	1:06.70 (3)	1:01.55 (3)	48.89 (3)	56.23 (3)	53.77 (1)	1:00.70 (3)	6:50.14 102.54	102.54
4	28	Carina Crawford	CAN	0.00	1:10.14 (5)	1:10.34 (4)	1:11.02 2 (5)	1:02.41 (4)	1:19.77 (5)	1:12.28 (4)	1:06.55 (4)	8:12.51 125.13	125.13
5	26	Hilary Mroz-Blythe	USA	0.00	1:08.72 (4)	1:15.09 (5)	1:15.41 (4)	1:06.64 (5)	1:11.73 (4)	1:17.84 (5)	1:17.48 (5)	8:32.91 128.23	128.23







2H M FEI Horse Pair Marathon

Rank	CNo	Driver	Nation	B	1	2	3	4	5	6	7	1-7	Total
1	49	Jacob Arnold	 USA	0.00	1:05.84 (1)	1:02.09 (1)	55.97 (1)	51.16 (1)	56.33 (1)	1:03.77 (1)	56.42 (1)	6:51.58 102.90	102.90
2	50	Robert Burrows	 USA	0.00	1:28.99 (2)	1:24.14 (2)	1:15.00 (2)	1:07.73 (2)	1:12.81 (2)	1:40.27 (2)	2:03.86 (2)	10:12.80 153.20	153.20


2P M FEI Pony Pair Marathon

Rank	CNo	Driver	Nation	B	1	2	3	4	5	6	7	1-7	Total
1	34	Katie Whaley	 USA	0.00	55.55 (1)	57.17 (1)	54.52 (1)	47.33 (1)	54.88 (1)	1:02.83 (2)	54.50 (1)	6:26.78 96.70	96.70
2	35	Mary Phelps	 USA	0.00	1:17.33 (3)	1:07.08 (2)	55.56 (2)	51.45 (2)	55.81 (2)	1:02.31 (1)	1:00.74 (2)	7:10.28 107.57	107.57
3	33	Eleanor Parkes	 USA	0.00	1:08.80 (2)	1:18.19 (3)	1:13.27 (3)	1:02.42 (3)	1:07.77 (3)	1:15.20 (3)	1:05.78 (3)	8:11.43 122.86	122.86



4H M FEI Horse Team Marathon

Rank	CNo	Driver	Nation	B	1	2	3	4	5	6	7	1-7	Total
1	52	Chester Weber	 USA	0.00	1:03.49 (1)	1:04.52 (1)	1:01.55 (1)	52.83 (1)	1:01.80 (1)	1:24.52 (1)	1:04.86 (1)	7:33.57 113.39	113.39
2	51	Gerben Steenbeek	 CAN	0.00	1:27.39 (2)	1:40.30 (3)	1:12.03 (2)	59.95 (2)	1:22.58 (2)	1:32.92 (3)	1:21.25 (2)	9:36.42 144.11	144.11
3	53	Paul Maye	 USA	0.00	1:44.59 (4)	1:30.78 (2)	1:26.70 (3)	1:08.05 (3)	1:26.47 (3)	1:31.80 (2)	1:35.19 (3)	10:23.58 155.90	155.90
4	54	Darryl Billing	 CAN	10.00	1:42.80 (3)	1:49.83 (4)	1:54.28 20 (4)	1:34.06 (4)	1:47.20 (4)	2:13.28 (4)	2:05.28 (4)	13:06.73 216.68	226.68







A1H M Advanced Horse Single Marathon

Rank	CNo	Driver	Nation	B	1	2	3	4	5	6	7	1-7	Total
1	48	Louise Fox	 USA	0.00	1:10.30 (1)	1:28.27 (1)	1:21.86 (1)	1:11.47 (1)	1:20.14 (1)	1:23.05 (1)	1:18.99 (1)	9:14.08 138.52	138.52


I1H M Intermediate Horse Single Marathon

Rank	CNo	Driver	Nation	B	1	2	3	4	5	6	7	1-7	Total
1	13	Robert Koopman	 USA	0.00	57.55 (3)	58.22 (1)	54.91 (1)	56.20 (7)	50.61 (2)	55.00 (1)	51.25 (1)	6:23.74 95.94	95.94
2	18	Susan Osborne	 USA	0.00	54.14 (1)	1:05.94 (2)	55.00 (2)	49.45 (1)	47.80 (1)	1:04.31 (4)	54.33 (3)	6:30.97 97.74	97.74




3	20	Carole Precious	 CAN	0.00	54.22 (2)	1:06.36 (3)	56.52 (3)	51.61 (3)	54.56 (4)	1:07.59 (6)	51.38 (2)	6:42.24 100.56	100.56
4	17	Susan Van Huis	 USA	0.00	58.48 (4)	1:06.80 (4)	1:01.74 (5)	54.06 (6)	57.94 (8)	1:03.75 (3)	55.86 (5)	6:58.63 104.66	104.66
5	12	Ellen Epstein	 USA	0.00	1:04.47 (7)	1:11.83 (6)	59.13 (4)	51.00 (2)	55.39 (5)	1:04.80 (5)	56.58 2 (8)	7:03.20 107.80	107.80
6	16	Dan Mazar	 USA	0.00	1:14.11 (8)	1:08.88 (5)	1:04.41 (7)	53.81 (5)	52.91 (3)	1:03.36 (2)	55.50 (4)	7:12.98 108.25	108.25
7	19	Captain Lisa Dixon	 USA	0.00	1:04.25 (6)	1:14.25 (8)	1:02.05 (6)	52.84 (4)	57.72 (7)	1:12.31 (8)	57.09 (6)	7:20.51 110.13	110.13
8	15	Sigrid Edwards	 USA	0.00	1:01.83 (5)	1:12.14 (7)	1:12.13 (8)	1:02.97 (8)	56.03 (6)	1:09.98 (7)	1:02.88 (7)	7:37.96 114.49	114.49








I1HC M Intermediate Horse Single - HC Marathon

Rank	CNo	Driver	Nation	B	1	2	3	4	5	6	7	1-7	Total
1	14	Bill Allen	 USA	0.00	56.94 (1)	1:04.88 (1)	56.27 (1)	58.31 (1)	52.27 (1)	1:07.49 (1)	53.25 (1)	6:49.41 102.35	102.35

I1HP M Intermediate Horse Single Para Marathon


Rank	CNo	Driver	Nation	B	1	2	3	4	5	6	7	1-7	Total
1	21	Chris Carswell	 USA	0.00	1:01.33 (1)	0.00	48.49 (1)	44.67 (1)	44.64 (1)	51.20 (1)	45.11 (1)	4:55.44 73.86	73.86

I1P M Intermediate Pony Single Marathon




Rank	CNo	Driver	Nation	B	1	2	3	4	5	6	7	1-7	Total
1	7	Janelle Marshall	 AUS	0.00	46.86 (1)	54.61 (2)	52.63 (4)	47.99 (2)	43.17 (1)	53.50 (3)	43.06 (1)	5:41.82 85.46	85.46
2	5	Riley Wiltison	 USA	0.00	52.13 (3)	1:03.86 (5)	48.80 (2)	43.99 2 (5)	45.91 (2)	53.72 (4)	47.40 (4)	5:55.81 90.95	90.95
3	3	Kristin Whittington	 USA	0.00	52.39 (4)	1:07.27 (7)	58.28 (7)	45.77 (1)	48.17 (4)	49.31 (1)	46.64 (2)	6:07.83 91.96	91.96
4	1	Deborah Lawrence	 USA	0.00	52.02 (2)	1:01.59 (4)	56.50 (6)	48.23 (3)	46.78 (3)	52.58 (2)	50.38 (6)	6:08.08 92.02	92.02
5	6	Raymond Helmuth	 USA	0.00	1:01.81 (7)	59.64 (3)	48.34 (1)	49.14 (4)	52.84 (7)	54.03 (6)	47.17 (3)	6:12.97 93.24	93.24
6	4	Phillip Odden	 USA	0.25	55.61 (6)	53.61 (1)	55.91 (5)	53.39 (6)	50.19 (5)	53.87 (5)	54.33 (7)	6:16.91 94.23	94.48
7	2	Jada Neubauer	 USA	0.00	53.20 (5)	1:04.52 (6)	52.42 (3)	55.38 (7)	51.83 (6)	57.59 (7)	50.00 (5)	6:24.94 96.24	96.24




I2H M Intermediate Horse Pair Marathon

Rank	CNo	Driver	Nation	B	1	2	3	4	5	6	7	1-7	Total
1	23	Thomas Warriner	 USA	0.00	1:07.27 (1)	1:15.11 (1)	EL						EL


I2P M Intermediate Pony Pair Marathon

Rank	CNo	Driver	Nation	B	1	2	3	4	5	6	7	1-7	Total
1	9	Boots Wright	 USA	0.00	55.88 (2)	1:10.36 (1)	58.09 (1)	51.05 (1)	47.69 (1)	57.42 (1)	52.81 (1)	6:33.30 98.33	98.33
2	8	Roberta Greeno	 USA	0.00	1:10.50 (3)	1:14.86 (3)	1:07.42 (2)	1:06.86 (3)	59.64 (3)	1:07.38 (2)	1:02.42 (2)	7:49.08 117.27	117.27
3	10	Jane Hostetter	 USA	0.00	55.56 (1)	1:11.02 (2)	1:08.75 (3)	55.77 (2)	50.81 (2)	RT			RT

I4H M Intermediate Horse Team Marathon

Rank	CNo	Driver	Nation	B	1	2	3	4	5	6	7	1-7	Total
1	25	Jean Thornton	 USA	0.00	1:58.70 (1)	1:53.56 (1)	1:30.09 (1)	1:36.08 (1)	1:45.53 (1)	1:44.30 (1)	2:03.66 (1)	12:31.92 187.98	187.98

I4P M Intermediate Pony Team Marathon

Rank	CNo	Driver	Nation	B	1	2	3	4	5	6	7	1-7	Total
1	11	Louise Blankinship	 USA	0.00	1:20.33 (1)	1:17.11 (1)	1:11.31 (1)	1:03.22 (1)	1:05.83 (1)	1:26.63 (1)	1:16.50 (1)	8:40.93 130.23	130.23

Signature President of the Jury:

.....
Miguel Gutierrez Camarillo (ESP)

