

Result DRIVING

| 1H C FEI Horse Single Cones | | | | | | | | | | | |
|-----------------------------|-----|---------------------|--------|----------|------|----------|------|-------|------|--------|------|
| Rk | CNo | Driver | Nation | Dressage | | Marathon | | Cones | | TOTAL | |
| | | | | Pts | Rank | Pts | Rank | Pts | Rank | Pts | Rank |
| 1 | 44 | Suzy Stafford | USA | 45.84 | 1 | 93.31 | 2 | 0.00 | 3 | 139.15 | 1 |
| 2 | 41 | Taylor Bradish | USA | 53.51 | 5 | 91.12 | 1 | 0.00 | 1 | 144.63 | 2 |
| 3 | 46 | Gabriele Grasso | ITA | 49.79 | 3 | 97.81 | 4 | 6.00 | 6 | 153.60 | 3 |
| 4 | 39 | Carrie Ostrowski | USA | 56.63 | 7 | 100.87 | 5 | 6.00 | 7 | 163.50 | 4 |
| 5 | 47 | Catherine Levasseur | CAN | 66.49 | 9 | 103.25 | 6 | 0.00 | 2 | 169.74 | 5 |
| 6 | 45 | Raymond Helmuth | USA | 67.90 | 10 | 114.83 | 7 | 3.00 | 4 | 185.73 | 6 |
| 7 | 42 | Paula Hagen | USA | 64.60 | 8 | 133.59 | 8 | 3.00 | 5 | 201.19 | 7 |
| 8 | 36 | Tasha Wilkie | USA | 56.57 | 6 | 151.16 | 9 | 6.00 | 8 | 213.73 | 8 |
| 9 | 40 | Margaret Ross | USA | 101.77 | 11 | - | ELM | - | DNS | - | ELM |
| 10 | 43 | Janelle Marshall | AUS | 52.97 | 4 | - | RET | - | DNS | - | RET |
| 10 | 37 | Jennifer Thompson | USA | 48.79 | 2 | 97.43 | 3 | - | DNS | - | RET |

| 1P C FEI Pony Single Cones | | | | | | | | | | | |
|----------------------------|-----|--------------------|--------|----------|------|----------|------|-------|------|--------|------|
| Rk | CNo | Driver | Nation | Dressage | | Marathon | | Cones | | TOTAL | |
| | | | | Pts | Rank | Pts | Rank | Pts | Rank | Pts | Rank |
| 1 | 31 | Jennifer Keeler | USA | 50.61 | 1 | 91.40 | 1 | 0.00 | 1 | 142.01 | 1 |
| 2 | 30 | Rebecca Gutierrez | USA | 56.40 | 2 | 95.31 | 2 | 3.00 | 2 | 154.71 | 2 |
| 3 | 27 | Anna Koopman | USA | 78.17 | 5 | 102.54 | 3 | 12.00 | 4 | 192.71 | 3 |
| 4 | 26 | Hilary Mroz-Blythe | USA | 67.31 | 3 | 128.23 | 5 | 6.70 | 3 | 202.24 | 4 |
| 5 | 28 | Carina Crawford | CAN | 70.97 | 4 | 125.13 | 4 | 14.49 | 5 | 210.59 | 5 |
| 6 | 29 | Nancy Dimick | USA | - | ELM | - | | - | DNS | - | ELM |





2H C FEI Horse Pair Cones

| Rk | CNo | Driver | Nation | Dressage | | Marathon | | Cones | | TOTAL | |
|----|-----|----------------|--|----------|------|----------|------|-------|------|--------|------|
| | | | | Pts | Rank | Pts | Rank | Pts | Rank | Pts | Rank |
| 1 | 49 | Jacob Arnold |  USA | 44.72 | 1 | 102.90 | 1 | 7.07 | 1 | 154.69 | 1 |
| 2 | 50 | Robert Burrows |  USA | 62.03 | 2 | 153.20 | 2 | 10.36 | 2 | 225.59 | 2 |

2P C FEI Pony Pair Cones

| Rk | CNo | Driver | Nation | Dressage | | Marathon | | Cones | | TOTAL | |
|----|-----|----------------|--|----------|------|----------|------|-------|------|--------|------|
| | | | | Pts | Rank | Pts | Rank | Pts | Rank | Pts | Rank |
| 1 | 34 | Katie Whaley |  USA | 56.30 | 1 | 96.70 | 1 | 3.00 | 2 | 156.00 | 1 |
| 2 | 35 | Mary Phelps |  USA | 62.63 | 2 | 107.57 | 2 | 0.00 | 1 | 170.20 | 2 |
| 3 | 33 | Eleanor Parkes |  USA | 63.96 | 3 | 122.86 | 3 | - | DNS | - | RET |







4H C FEI Horse Team Cones

| Rk | CNo | Driver | Nation | Dressage | | Marathon | | Cones | | TOTAL | |
|----|-----|------------------|--|----------|------|----------|------|-------|------|--------|------|
| | | | | Pts | Rank | Pts | Rank | Pts | Rank | Pts | Rank |
| 1 | 52 | Chester Weber |  USA | 35.92 | 1 | 113.39 | 1 | 0.00 | 1 | 149.31 | 1 |
| 2 | 51 | Gerben Steenbeek |  CAN | 66.96 | 3 | 144.11 | 2 | 10.66 | 2 | 221.73 | 2 |
| 3 | 53 | Paul Maye |  USA | 60.50 | 2 | 155.90 | 3 | 13.11 | 3 | 229.51 | 3 |
| 4 | 54 | Darryl Billing |  CAN | 67.83 | 4 | 226.68 | 4 | 27.40 | 4 | 321.91 | 4 |


A1H C Advanced Horse Single Cones

| Rk | CNo | Driver | Nation | Dressage | | Marathon | | Cones | | TOTAL | |
|----|-----|------------|--|----------|------|----------|------|-------|------|--------|------|
| | | | | Pts | Rank | Pts | Rank | Pts | Rank | Pts | Rank |
| 1 | 48 | Louise Fox |  USA | 66.84 | 1 | 138.52 | 1 | 14.77 | 1 | 220.13 | 1 |

I1H C Intermediate Horse Single Cones

| Rk | CNo | Driver | Nation | Dressage | | Marathon | | Cones | | TOTAL | |
|----|-----|---------------------------|--|----------|------|----------|------|-------|------|---------------|----------|
| | | | | Pts | Rank | Pts | Rank | Pts | Rank | Pts | Rank |
| 1 | 20 | Carole Precious |  CAN | 52.28 | 1 | 100.56 | 3 | 0.00 | 1 | 152.84 | 1 |
| 2 | 13 | Robert Koopman |  USA | 65.44 | 8 | 95.94 | 1 | 3.00 | 2 | 164.38 | 2 |
| 3 | 18 | Susan Osborne |  USA | 63.37 | 6 | 97.74 | 2 | 4.27 | 4 | 165.38 | 3 |
| 4 | 16 | Dan Mazar |  USA | 61.30 | 4 | 108.25 | 6 | 3.00 | 3 | 172.55 | 4 |
| 5 | 17 | Susan Van Huis |  USA | 65.25 | 7 | 104.66 | 4 | 6.00 | 5 | 175.91 | 5 |
| 6 | 15 | Sigrid Edwards |  USA | 58.76 | 2 | 114.49 | 8 | 6.00 | 6 | 179.25 | 6 |
| 7 | 12 | Ellen Epstein |  USA | 61.02 | 3 | 107.80 | 5 | 12.00 | 7 | 180.82 | 7 |
| 8 | 19 | Captain Lisa Dixon |  USA | 61.58 | 5 | 110.13 | 7 | 24.05 | 8 | 195.76 | 8 |






I1HC C Intermediate Horse Single - HC Cones

| Rk | CNo | Driver | Nation | Dressage | | Marathon | | Cones | | TOTAL | |
|----|-----|-------------------|--|----------|------|----------|------|-------|------|---------------|----------|
| | | | | Pts | Rank | Pts | Rank | Pts | Rank | Pts | Rank |
| 1 | 14 | Bill Allen |  USA | 66.00 | 1 | 102.35 | 1 | 0.00 | 1 | 168.35 | 1 |

I1HP C Intermediate Horse Single Para Cones

| Rk | CNo | Driver | Nation | Dressage | | Marathon | | Cones | | TOTAL | |
|----|-----|-----------------------|--|----------|------|----------|------|-------|------|---------------|----------|
| | | | | Pts | Rank | Pts | Rank | Pts | Rank | Pts | Rank |
| 1 | 21 | Chris Carswell |  USA | 55.17 | 1 | 73.86 | 1 | 3.00 | 1 | 132.03 | 1 |

I1P C Intermediate Pony Single Cones

| Rk | CNo | Driver | Nation | Dressage | | Marathon | | Cones | | TOTAL | |
|----|-----|---------------------|---|----------|------|----------|------|-------|------|--------|------|
| | | | | Pts | Rank | Pts | Rank | Pts | Rank | Pts | Rank |
| 1 | 7 | Janelle Marshall |  AUS | 55.38 | 3 | 85.46 | 1 | 3.00 | 2 | 143.84 | 1 |
| 2 | 3 | Kristin Whittington |  USA | 54.53 | 1 | 91.96 | 3 | 3.00 | 4 | 149.49 | 2 |
| 3 | 5 | Riley Wiltison |  USA | 61.21 | 6 | 90.95 | 2 | 0.00 | 1 | 152.16 | 3 |
| 4 | 1 | Deborah Lawrence |  USA | 54.72 | 2 | 92.02 | 4 | 6.00 | 5 | 152.74 | 4 |
| 5 | 6 | Raymond Helmuth |  USA | 58.95 | 5 | 93.24 | 5 | 3.00 | 3 | 155.19 | 5 |
| 6 | 2 | Jada Neubauer |  USA | 58.67 | 4 | 96.24 | 7 | 9.00 | 7 | 163.91 | 6 |
| 7 | 4 | Phillip Odden |  USA | 64.31 | 7 | 94.48 | 6 | 6.00 | 6 | 164.79 | 7 |

I2H C Intermediate Horse Pair Cones

| Rk | CNo | Driver | Nation | Dressage | | Marathon | | Cones | | TOTAL | |
|----|-----|-----------------|---|----------|------|----------|------|-------|------|-------|------|
| | | | | Pts | Rank | Pts | Rank | Pts | Rank | Pts | Rank |
| 1 | 23 | Thomas Warriner |  USA | 55.85 | 1 | - | ELM | 3.00 | 1 | - | ELM |

I2P C Intermediate Pony Pair Cones

| Rk | CNo | Driver | Nation | Dressage | | Marathon | | Cones | | TOTAL | |
|----|-----|----------------|---|----------|------|----------|------|-------|------|--------|------|
| | | | | Pts | Rank | Pts | Rank | Pts | Rank | Pts | Rank |
| 1 | 9 | Boots Wright |  USA | 51.81 | 1 | 98.33 | 1 | 0.00 | 1 | 150.14 | 1 |
| 2 | 8 | Roberta Greeno |  USA | 63.09 | 2 | 117.27 | 2 | 1.07 | 2 | 181.43 | 2 |
| 3 | 10 | Jane Hostetter |  USA | 66.19 | 3 | - | RET | 11.13 | 3 | - | RET |

I4H C Intermediate Horse Team Cones

| Rk | CNo | Driver | Nation | Dressage | | Marathon | | Cones | | TOTAL | |
|----|-----|---------------|---|----------|------|----------|------|-------|------|--------|------|
| | | | | Pts | Rank | Pts | Rank | Pts | Rank | Pts | Rank |
| 1 | 25 | Jean Thornton |  USA | 75.02 | 1 | 187.98 | 1 | 21.08 | 1 | 284.08 | 1 |

I4P C Intermediate Pony Team Cones

| Rk | CNo | Driver | Nation | Dressage | | Marathon | | Cones | | TOTAL | |
|----|-----|--------------------|---|----------|------|----------|------|-------|------|--------|------|
| | | | | Pts | Rank | Pts | Rank | Pts | Rank | Pts | Rank |
| 1 | 11 | Louise Blankinship |  USA | 74.93 | 1 | 130.23 | 1 | 0.00 | 1 | 205.16 | 1 |

Signature President of the Jury:

.....
Miguel Gutierrez Camarillo (ESP)

