

Result MARATHON



1H M FEI Horse Single Marathon

Rank	CNo	Driver	Nation	A	B	1	2	3	4	5	6	7	1-7	Total
1	34	Gabriele Grasso	ITA	0.00	0.00	52.91 (1)	1:00.25 (1)	47.06 (1)	47.97 (2)	48.39 (1)	53.75 (2)	56.13 (3)	6:06.46 91.62	91.62
2	32	Taylor Bradish	USA	0.00	0.00	54.02 (2)	1:00.58 (2)	51.27 (2)	45.95 (1)	51.00 (2)	51.91 (1)	51.78 (1)	6:06.51 91.63	91.63
3	37	Carrie Ostrowski	USA	0.00	0.00	1:07.08 (5)	1:04.09 (4)	1:00.91 (4)	50.95 (3)	52.03 (4)	53.75 (2)	53.97 (2)	6:42.78 100.70	100.70
4	33	Donna Crookston	USA	0.00	0.00	58.17 (3)	1:03.48 (3)	55.30 (3)	1:04.00 (4)	51.81 (3)	59.64 (4)	1:01.08 (4)	6:53.48 103.37	103.37
5	35	Catherine Levasseur	CAN	0.00	0.00	1:04.14 (4)	1:09.47 (6)	1:01.80 (5)	1:15.73 (6)	58.08 (6)	1:03.02 (6)	1:08.64 (5)	7:40.88 115.22	115.22
6	36	Denis Martin	CAN	0.00	0.00	1:31.14 (7)	1:05.67 (5)	1:03.78 (6)	1:10.17 (5)	55.17 (5)	1:00.77 (5)	1:09.03 (6)	7:55.73 118.93	118.93
-	38	Natalie Tasha Wilkie	USA	0.00	0.00	1:08.75 (6)	1:25.03 (7)	1:21.48 (7)	EL					EL

1P M FEI Pony Single Marathon


Rank	CNo	Driver	Nation	A	B	1	2	3	4	5	6	7	1-7	Total
1	40	Jennifer Keeler	USA	0.00	0.00	56.27 (1)	1:03.70 (1)	49.38 (1)	49.41 (1)	47.78 (1)	59.84 (1)	57.16 (1)	6:23.54 95.89	95.89
2	41	Deborah Lawrence	USA	0.00	0.00	1:11.02 (3)	1:06.94 (2)	1:05.16 (3)	58.22 (3)	1:02.00 (2)	1:03.27 (3)	1:05.64 (2)	7:32.25 113.06	113.06
3	39	Dana Diemer	USA	0.00	0.00	1:08.38 (2)	1:09.56 (4)	1:07.28 (4)	57.17 (2)	1:02.58 (3)	1:07.13 (4)	1:10.98 (4)	7:43.08 115.77	115.77
4	42	Hilary Mroz-Blythe	USA	0.00	0.00	1:17.31 (4)	1:09.03 (3)	1:03.28 (2)	1:06.78 (4)	1:03.89 (4)	1:00.09 (2)	1:07.53 (3)	7:47.91 116.98	116.98

2H M FEI Horse Pair Marathon



Rank	CNo	Driver	Nation	A	B	1	2	3	4	5	6	7	1-7	Total
1	43	Jacob Arnold	USA	0.00	0.00	1:02.17 (1)	1:06.34 (1)	57.61 (1)	53.86 (1)	1:04.56 (2)	58.69 (1)	1:07.22 (2)	7:10.45 107.61	107.61
2	44	Paul Maye	USA	0.00	0.00	1:09.28 (2)	1:11.13 (2)	1:03.89 (2)	58.34 (2)	1:02.72 (1)	1:01.39 (2)	1:02.34 (1)	7:29.09 112.27	112.27




2P M FEI Pony Pair Marathon

Rank	CNo	Driver	Nation	A	B	1	2	3	4	5	6	7	1-7	Total
1	45	Katie Whaley	 USA	0.00	0.00	1:03.34 (1)	1:01.63 (1)	58.83 (1)	1:02.16 (1)	50.88 (1)	57.75 (1)	1:02.33 (1)	6:56.92 104.23	104.23










4H M FEI Horse Team Marathon

Rank	CNo	Driver	Nation	A	B	1	2	3	4	5	6	7	1-7	Total
1	48	Chester Weber	 USA	0.00	0.00	1:10.63 (1)	1:10.19 (1)	1:04.49 (1)	1:00.73 (1)	56.28 (1)	1:01.39 (1)	1:08.52 (1)	7:32.23 113.06	113.06
-	46	Darryl Billing	 CAN	0.00	0.00	EL								EL

4P M FEI Pony Team Marathon



Rank	CNo	Driver	Nation	A	B	1	2	3	4	5	6	7	1-7	Total
1	49	Mary Phelps	 USA	0.00	0.00	1:32.44 (1)	2:03.81 (1)	1:39.94 (1)	1:41.64 2 (1)	1:30.22 (1)	1:32.36 (1)	1:33.88 (1)	11:34.29 175.57	175.57

11H M Intermediate Horse Single Marathon






Rank	CNo	Driver	Nation	A	B	1	2	3	4	5	6	7	1-7	Total
1	12	Andy Marcoux	 USA	0.00	0.00	55.00 (4)	54.91 (4)	47.70 (2)	37.16 (1)	43.38 (1)	49.19 (2)	47.53 (1)	5:34.87 83.72	83.72
2	18	Allison Stroud	 USA	0.00	0.00	48.91 (1)	1:00.56 (7)	47.00 (1)	42.59 (2)	45.25 (2)	48.09 (1)	48.95 (2)	5:41.35 85.34	85.34
3	14	Susan Osborne	 USA	0.00	0.00	51.61 (2)	51.20 (1)	55.86 (6)	44.11 (3)	56.25 (7)	51.52 (3)	50.86 (3)	6:01.41 90.35	90.35
4	11	Emily Langer	 USA	0.00	0.00	56.81 (6)	55.31 (5)	47.72 (2)	47.25 (7)	51.86 (4)	53.52 (4)	54.33 (4)	6:06.80 91.70	91.70
5	17	Margaret Shenker	 USA	0.00	0.00	55.19 (5)	54.36 (3)	52.49 (5)	45.22 (5)	50.58 (3)	59.63 (8)	56.49 (5)	6:13.96 93.49	93.49
6	15	Carole Precious	 CAN	0.00	0.00	53.41 (3)	59.30 (6)	49.36 (4)	44.19 (4)	55.09 (6)	55.86 (5)	58.75 (6)	6:15.96 93.99	93.99
7	16	Bettina Scherer	 USA	0.00	0.00	59.08 (7)	53.69 (2)	1:00.67 (8)	45.25 (5)	53.66 (5)	55.99 (6)	1:01.70 (8)	6:30.04 97.51	97.51
8	13	Dan Mazar	 USA	0.00	0.00	1:04.16 (8)	1:05.16 (8)	57.19 (7)	50.16 (8)	1:01.61 (8)	57.28 (7)	59.52 (7)	6:55.08 103.77	103.77
9	10	Wilson Groves	 USA	0.00	0.00	1:41.52 (9)	1:16.92 (9)	1:08.06 (9)	1:08.97 (9)	1:04.52 (9)	1:14.91 (9)	1:18.45 (9)	8:53.35 133.34	133.34





I1HP M Intermediate Horse Single Para Marathon

Rank	CNo	Driver	Nation	A	B	1	2	3	4	5	6	7	1-7	Total
1	9	Bob Giles	 USA	0.00	0.00	1:06.47 (1)		1:05.70 (1)	50.31 (1)	1:05.06 (1)	1:06.97 (1)	1:11.41 (1)	6:25.92 96.48	96.48
2	50	Chrissy Aitken	 USA	0.00	0.00	1:36.27 (2)		1:06.53 (2)	59.17 (2)	1:09.69 (2)	1:15.16 (2)	1:13.06 (2)	7:19.88 109.97	109.97





I1P M Intermediate Pony Single Marathon

Rank	CNo	Driver	Nation	A	B	1	2	3	4	5	6	7	1-7	Total
1	23	Janelle Marshall	 USA	0.00	0.00	47.78 (2)	48.33 (1)	45.78 (2)	37.95 (2)	41.67 (1)	44.00 (1)	44.58 (1)	5:10.09 77.52	77.52
2	24	Riley Wiltison	 USA	0.00	0.00 1	49.53 (3)	48.50 (2)	42.13 (1)	35.44 (1)	45.58 (4)	47.44 (2)	52.64 (3)	5:21.26 80.32	81.32
3	21	Jackie Kane	 USA	0.00	0.00	47.53 (1)	51.95 (3)	50.98 (4)	39.88 (3)	43.72 (2)	49.31 (3)	49.34 (2)	5:32.71 83.18	83.18
4	19	Nancy Dimick	 USA	0.00	0.00	52.95 (4)	58.42 (5)	49.16 (3)	41.84 (4)	43.88 (3)	54.42 (4)	58.50 (5)	5:59.17 89.79	89.79
5	22	Denice Klinger	 USA	0.00	0.00	58.92 (5)	57.70 (4)	58.31 (5)	47.45 (5)	52.56 (5)	58.83 (5)	56.22 (4)	6:29.99 97.50	97.50

I2H M Intermediate Horse Pair Marathon


Rank	CNo	Driver	Nation	A	B	1	2	3	4	5	6	7	1-7	Total
1	26	Jerome Drolet	 CAN	0.00	0.00	1:12.81 (1)	1:26.17 (2)	1:05.74 (2)	48.64 (2)	1:01.75 (2)	1:03.52 (2)	1:11.03 (2)	7:49.66 117.42	117.42
-	25	Kathrin Dancer	 USA	0.00	0.00	EL								EL

I2P M Intermediate Pony Pair Marathon




Rank	CNo	Driver	Nation	A	B	1	2	3	4	5	6	7	1-7	Total
1	29	Boots Wright	 USA	0.00	0.00	53.38 (1)	54.63 (1)	50.94 (1)	44.72 (1)	49.35 (1)	52.97 (1)	52.63 (1)	5:58.62 89.66	89.66
2	28	Phillip Odden	 USA	0.00	0.00	58.02 (2)	57.95 (2)	55.33 (3)	49.00 (3)	57.67 (3)	56.92 (2)	1:01.06 (2)	6:35.95 98.99	98.99
3	30	Roberta Greeno Kanstad	 NOR	0.00	0.00	58.02 (2)	1:01.34 (4)	51.94 (2)	45.99 (2)	52.95 (2)	57.25 (3)	1:11.13 (4)	6:38.62 99.66	99.66
4	27	Lizz Murray	 USA	0.00	0.00	1:00.58 (4)	59.70 (3)	1:01.38 (4)	53.00 (4)	1:02.47 (4)	1:03.03 (4)	1:03.14 (3)	7:03.30 105.83	105.83







I4H M Intermediate Horse Team Marathon

Rank	CNo	Driver	Nation	A	B	1	2	3	4	5	6	7	1-7	Total
1	31	Jean Thornton	 USA	0.00	0.00	1:23.16 (1)	1:10.86 (1)	1:15.88 (1)	59.53 (1)	1:07.88 (1)	1:27.64 (1)	1:31.05 (1)	8:56.00 134.00	134.00

Y12 M Youth Division <12 Marathon

Rank	CNo	Driver	Nation	A	B	1	2	3	4	5	6	7	1-7	Total
1	1	Sarah Batstone Roberts	 USA	0.00	0.00				58.09 (2)	47.44 (1)	50.38 (1)	1:05.77 (1)	3:41.68 55.42	55.42
2	4	Ashton Maye	 USA	0.00	0.00				57.00 (1)	55.08 (2)	59.80 (3)	1:14.00 (3)	4:05.88 61.47	61.47
3	3	Mina Kanstad Reppe	 NOR	0.00	0.00				1:05.31 (3)	57.03 (3)	56.69 (2)	1:13.58 (2)	4:12.61 63.15	63.15

Y13 M Youth Division 13-16 Marathon

Rank	CNo	Driver	Nation	A	B	1	2	3	4	5	6	7	1-7	Total
1	6	Alpine Griffin	 USA	0.00	0.00				36.84 (1)	32.27 (1)	31.28 (1)	51.25 (3)	2:31.64 37.91	37.91
2	8	Ethan Yeager	 USA	0.00	0.00				37.11 (2)	34.81 (2)	37.27 (2)	43.47 (1)	2:32.66 38.17	38.17
3	5	Hanley Broadus	 USA	0.00	0.00				50.36 (3)	42.42 (4)	43.16 (3)	45.97 (2)	3:01.91 45.48	45.48
4	7	Ryley Miller	 USA	0.00	0.00				1:08.99 (4)	39.69 (3)	46.42 (4)	1:08.77 (4)	3:43.87 55.97	55.97

Signature President of the Jury:

.....
Miguel Gutierrez Camarillo (ESP)

