

Result DRESSAGE + MARATHON



1H M FEI Horse Single Marathon												
Rk	CNo	Driver	Nation	Dressage		Marathon					D + M	
				Pts	Rank	A	B	Obst	Total	Rank	Pts	Rank
1	32	Taylor Bradish	USA	52.88	1	0.00	0.00	91.63	91.63	2	144.51	1
2	34	Gabriele Grasso	ITA	55.64	3	0.00	0.00	91.62	91.62	1	147.26	2
3	37	Carrie Ostrowski	USA	55.32	2	0.00	0.00	100.70	100.70	3	156.02	3
4	33	Donna Crookston	USA	69.05	6	0.00	0.00	103.37	103.37	4	172.42	4
5	35	Catherine Levasseur	CAN	60.60	5	0.00	0.00	115.22	115.22	5	175.82	5
6	36	Denis Martin	CAN	75.45	7	0.00	0.00	118.93	118.93	6	194.38	6
-	38	Natalie Tasha Wilkie	USA	58.82	4	0.00	0.00	EL	-	-	-	-



1P M FEI Pony Single Marathon												
Rk	CNo	Driver	Nation	Dressage		Marathon					D + M	
				Pts	Rank	A	B	Obst	Total	Rank	Pts	Rank
1	40	Jennifer Keeler	USA	70.50	3	0.00	0.00	95.89	95.89	1	166.39	1
2	39	Dana Diemer	USA	59.22	1	0.00	0.00	115.77	115.77	3	174.99	2
3	41	Deborah Lawrence	USA	68.99	2	0.00	0.00	113.06	113.06	2	182.05	3
4	42	Hilary Mroz-Blythe	USA	72.15	4	0.00	0.00	116.98	116.98	4	189.13	4

2H M FEI Horse Pair Marathon												
Rk	CNo	Driver	Nation	Dressage		Marathon					D + M	
				Pts	Rank	A	B	Obst	Total	Rank	Pts	Rank
1	43	Jacob Arnold	USA	52.31	1	0.00	0.00	107.61	107.61	1	159.92	1
2	44	Paul Maye	USA	66.37	2	0.00	0.00	112.27	112.27	2	178.64	2


2P M FEI Pony Pair Marathon												
Rk	CNo	Driver	Nation	Dressage		Marathon					D + M	
				Pts	Rank	A	B	Obst	Total	Rank	Pts	Rank
1	45	Katie Whaley	USA	58.54	1	0.00	0.00	104.23	104.23	1	162.77	1












4H M FEI Horse Team Marathon

Rk	CNo	Driver	Nation	Dressage		A	B	Marathon			D + M	
				Pts	Rank			Obst	Total	Rank	Pts	Rank
1	48	Chester Weber	USA 	38.96	1	0.00	0.00	113.06	113.06	1	152.02	1
-	46	Darryl Billing	CAN 	65.36	2	0.00	0.00	EL	-	-	-	-

4P M FEI Pony Team Marathon

Rk	CNo	Driver	Nation	Dressage		A	B	Marathon			D + M	
				Pts	Rank			Obst	Total	Rank	Pts	Rank
1	49	Mary Phelps	USA 	67.20	1	0.00	0.00	175.57	175.57	1	242.77	1




11H M Intermediate Horse Single Marathon

Rk	CNo	Driver	Nation	Dressage		A	B	Marathon			D + M	
				Pts	Rank			Obst	Total	Rank	Pts	Rank
1	12	Andy Marcoux	USA 	60.74	2	0.00	0.00	83.72	83.72	1	144.46	1
2	17	Margaret Shenker	USA 	53.12	1	0.00	0.00	93.49	93.49	5	146.61	2
3	18	Allison Stroud	USA 	62.54	4	0.00	0.00	85.34	85.34	2	147.88	3
4	15	Carole Precious	CAN 	63.09	5	0.00	0.00	93.99	93.99	6	157.08	4
5	16	Bettina Scherer	USA 	61.21	3	0.00	0.00	97.51	97.51	7	158.72	5
6	11	Emily Langer	USA 	70.23	6	0.00	0.00	91.70	91.70	4	161.93	6
7	14	Susan Osborne	USA 	75.02	8	0.00	0.00	90.35	90.35	3	165.37	7
8	13	Dan Mazar	USA 	72.20	7	0.00	0.00	103.77	103.77	8	175.97	8
9	10	Wilson Groves	USA 	85.83	9	0.00	0.00	133.34	133.34	9	219.17	9



11HP M Intermediate Horse Single Para Marathon

Rk	CNo	Driver	Nation	Dressage		A	B	Marathon			D + M	
				Pts	Rank			Obst	Total	Rank	Pts	Rank
1	9	Bob Giles	USA 	58.86	1	0.00	0.00	96.48	96.48	1	155.34	1
2	50	Chrissy Aitken	USA 	68.19	2	0.00	0.00	109.97	109.97	2	178.16	2



11P M Intermediate Pony Single Marathon

Rk	CNo	Driver	Nation	Dressage		A	B	Marathon			D + M	
				Pts	Rank			Obst	Total	Rank	Pts	Rank
1	23	Janelle Marshall	USA 	47.86	1	0.00	0.00	77.52	77.52	1	125.38	1
2	24	Riley Wiltison	USA 	57.16	2	0.00	1.00	80.32	81.32	2	138.48	2
3	21	Jackie Kane	USA 	71.36	5	0.00	0.00	83.18	83.18	3	154.54	3





4	22	Denice Klinger	USA		57.73	3	0.00	0.00	97.50	97.50	5	155.23	4
5	19	Nancy Dimick	USA		70.14	4	0.00	0.00	89.79	89.79	4	159.93	5


I2H M Intermediate Horse Pair Marathon

Rk	CNo	Driver	Nation	Dressage		Marathon				D + M			
				Pts	Rank	A	B	Obst	Total	Rank	Pts	Rank	
1	26	Jerome Drolet	CAN		80.85	2	0.00	0.00	117.42	117.42	1	198.27	1
-	25	Kathrin Dancer	USA		61.96	1	0.00	0.00	EL	-	-	-	-

I2P M Intermediate Pony Pair Marathon

Rk	CNo	Driver	Nation	Dressage		Marathon				D + M			
				Pts	Rank	A	B	Obst	Total	Rank	Pts	Rank	
1	29	Boots Wright	USA		54.16	2	0.00	0.00	89.66	89.66	1	143.82	1
2	30	Roberta Greeno Kanstad	NOR		53.97	1	0.00	0.00	99.66	99.66	3	153.63	2
3	28	Phillip Odden	USA		65.72	3	0.00	0.00	98.99	98.99	2	164.71	3
4	27	Lizz Murray	USA		72.20	4	0.00	0.00	105.83	105.83	4	178.03	4

I4H M Intermediate Horse Team Marathon

Rk	CNo	Driver	Nation	Dressage		Marathon				D + M			
				Pts	Rank	A	B	Obst	Total	Rank	Pts	Rank	
1	31	Jean Thornton	USA		78.31	1	0.00	0.00	134.00	134.00	1	212.31	1


Y12 M Youth Division <12 Marathon

Rk	CNo	Driver	Nation	Dressage		Marathon				D + M			
				Pts	Rank	A	B	Obst	Total	Rank	Pts	Rank	
1	1	Sarah Batstone Roberts	USA		52.25	2	0.00	0.00	55.42	55.42	1	107.67	1
2	4	Ashton Maye	USA		50.56	1	0.00	0.00	61.47	61.47	2	112.03	2
3	3	Mina Kanstad Reppe	NOR		59.45	3	0.00	0.00	63.15	63.15	3	122.60	3

Y13 M Youth Division 13-16 Marathon

Rk	CNo	Driver	Nation	Dressage		Marathon				D + M			
				Pts	Rank	A	B	Obst	Total	Rank	Pts	Rank	
1	8	Ethan Yeager	USA		45.85	1	0.00	0.00	38.17	38.17	2	84.02	1
2	6	Alpine Griffin	USA		46.74	2	0.00	0.00	37.91	37.91	1	84.65	2
3	5	Hanley Broadus	USA		48.88	4	0.00	0.00	45.48	45.48	3	94.36	3



4	7	Ryley Miller	USA 	47.45	3	0.00	0.00	55.97	55.97	4	103.42	4
---	---	--------------	---	-------	---	------	------	-------	-------	---	--------	---

Signature President of the Jury:

.....
Miguel Gutierrez Camarillo (ESP)

